



GOLLMER & HUMMEL
hoses for heroes



Assembly instruction GH EASY-FIX- System *evo2*



Step-by-Step Instructions

This assembly instruction and the described steps, safety instructions and descriptions do not discharge the user of the GH EASY-FIX binding system from the general due diligence when handling technical equipment. The details in this instruction refer solely to the use of hoses within the stated tolerances in connection with the mentioned coupling sizes.

General Safety Instructions:

- The system is designed for Storz pressure couplings according to the generally valid norm (DIN 14302, DIN 14303, DIN 14332)
- The use of other couplings is at your own risk.
- With professional assembly/disassembly, the inner/outer rings can be reused several times.
- In order to check the correct mounting of the hose couplings, the hose must be tested at a working pressure of 16 bar for 60 seconds
- When using the GH EASY-FIX system, please do not use locking devices


VALID FOR C 42




The notch of the inner ring should never be aligned with the opening in the coupling.



The notch of the inner ring must be on the opposite side of the opening in the coupling.



The shoulder of the inner ring must be pushed completely into the nozzle by hand with a positive fit before the pressing process (see illustration on the right).





VALID FOR C 52 / B 75




The tapered side of the inner ring must point in the direction of the outer ring.


VALID FOR ALL SIZES




The outer ring must be placed manually next to the inner ring.



The inner ring must fit in the outer ring.




The notch of the outer ring must be placed in the form.



Please put in the front plate **before** pressing the parts together.

Press by pressing lever until stop.



After pressing and fitting -> check according to the safety instructions. The disassembly of the GH EASY-FIX-System is carried out in a reverse order.



Sizes of inner ring (Wall thickness in mm)

- C 42** 1,6-2,0 mm - **neon yellow**
- C 52** 1,6-2,0 mm - **red**
- B 75 Size 1** 1,7-1,9 mm - **black**
- B 75 Size 2** 2,0-2,2 mm - **magenta**



Link to the Video



Gässlesweg 23 | 75334 Straubenhardt | Fon +49 (0) 7082/94 34 0 | gollmer-hummel.com